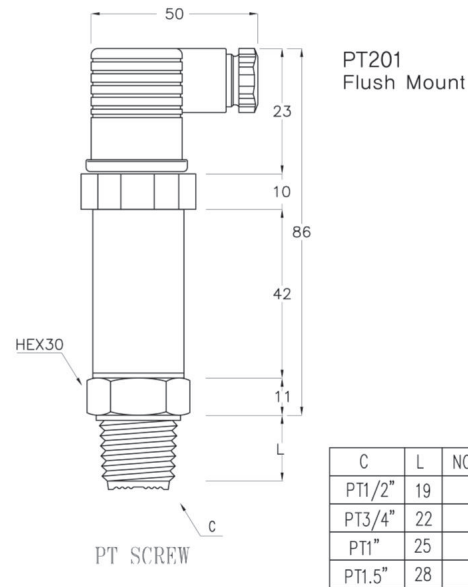


PT 201H



APPLICATIONS

The transmitters can be used for a wide range of applications in process control, automatic machinery and hydraulic or pneumatic system design.

- Standard hydraulic and pneumatic equipments
- Freon and ammonia refrigeration
- Machine tools and automatic machinery Flow control
- Oil and off-shore industry
- Equipments for chemical and petrochemical industry
- Engine monitoring and control
- Fire fighting equipments and braking system for railway

SPECIFICATIONS

GENERAL

Maximum Pressure : Rated Range×2
Liquids or Gases for Sus316

Pressure Range : 0.01~2Mpa

ELECTRICAL

Power supply : DC24V(2Wire Loop Power)

Connections : 4 Leads Din Connector

Include Frame Ground

Loop Resistance : 0~1100Ω(Max. 35V DC)

Reverse Polarity Protection : Yes

Warm up Time : 1 minutes

PERFORMANCE AT 23°C

Zero Output : 4mA

Full Span Output : 20mA

Accuracy : ±0.25 FSO (Includes Linearity, Hysteresis & Repeatability)

Operating Temperature : 0 to 70°C

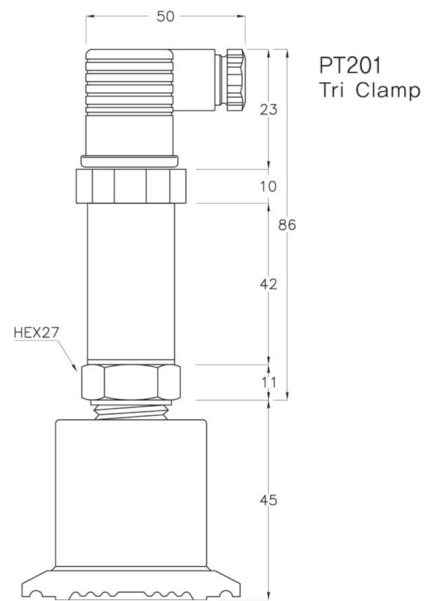
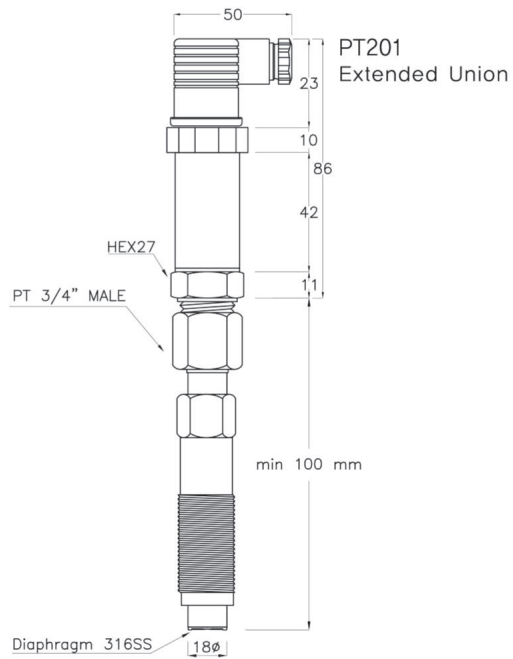
MECHANICAL

Pressure Connections : PT 1/4", 3/8", 1/2" Male(Standard)

Materials Body- Stainless 304

Diaphragm- Stainless 316

Dimension >>>>



ORDERING INFORMATION

PT201H
(Model)

A

A : Absolute
B : Both
G : Gauge
V : Vacuum

100

Pressure Range (0.01Pa~2Mpa)

M

Pressure Unit
M : mmH₂O
KPa : KPascal
MPa : MPascal
IN : Inch/H₂O
B : Bar

※ Pressure Range & Unit available on Request